

Financial Overview

We are grateful for the generosity of the many people, churches, and philanthropies that help make Bread for the World and Bread for the World Institute's work possible. Together, we share a vision that ending hunger in our lifetimes is possible. Your partnership through your financial gifts ensures that our staff and members will be present in the halls of power to advocate for the needs of those experiencing hunger. Your gifts are making a difference.

The financial overview is based on the 2023 audited financial statements. Bread for the World and Bread for the World Institute are recognized by Charity Navigator, Guidestar, and BBB for our exceptional commitment to financial responsibility, accountability, and transparency.

Copies of the audited statements and the IRS 990 documents may be viewed at <https://www.bread.org/reports>.



Larisa Friesen Hall

*Vice President
for Development*



Delma Plummer

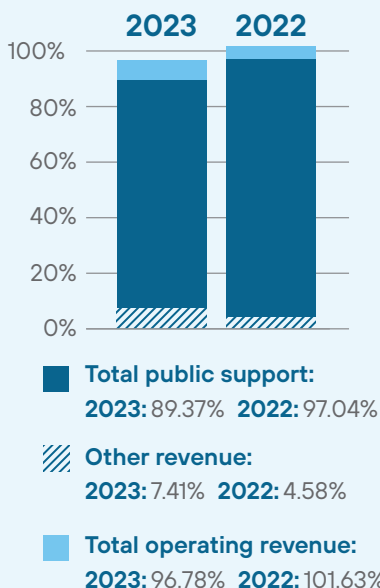
*Vice President
for Finance and
Administration*



FINANCES

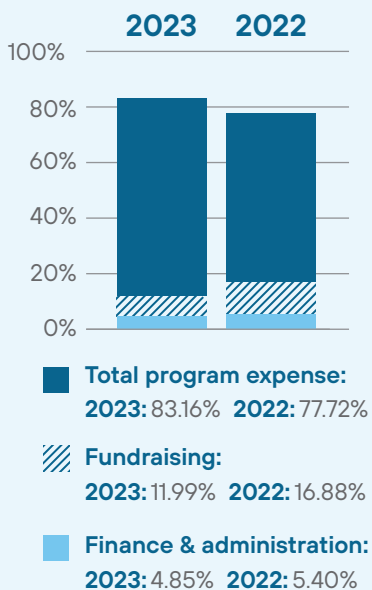
Bread for the World

Revenue



PUBLIC SUPPORT	2023	2022
Contributions	4,545,213	4,701,776
Foundation grants	0	0
Church & denominational support	370,520	583,241
Prior years' revenue used in current year	763,707	572,631
Total public support	5,679,441	5,857,648
OTHER REVENUE	470,939	276,601
Total operating revenue	6,150,379	6,134,249
NON-OPERATING REVENUE: INVESTMENT INCOME	204,413	-98,188
Total revenue	6,354,792	6,036,061

Expenses

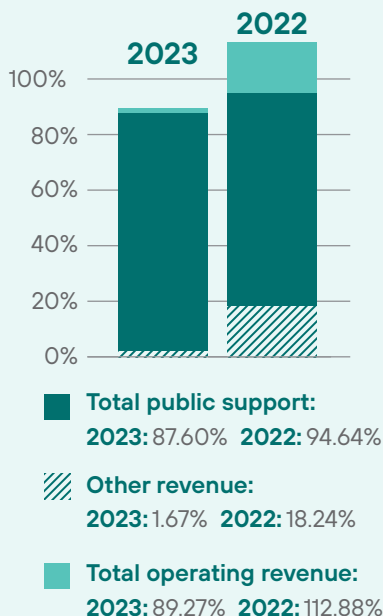


PROGRAM SERVICES	2023	2022
General education & research	2,726,656	1,597,346
Outreach & advocacy	1,084,326	1,077,780
Public policy	1,552,298	1,408,711
Total program expense	5,363,280	4,083,837
SUPPORT SERVICES		
Fundraising	773,160	887,094
Finance and administration	312,979	283,530
Total support expense	1,086,139	1,170,624
Total expense	6,449,419	5,254,461
Change in unrestricted net assets	204,412	-98,188
Change in temporarily restricted net assets	-1,062,747	307,157
Net assets (beginning of year)	9,414,624	9,205,655
Net assets (end of year)	8,556,289	9,414,624

FINANCES

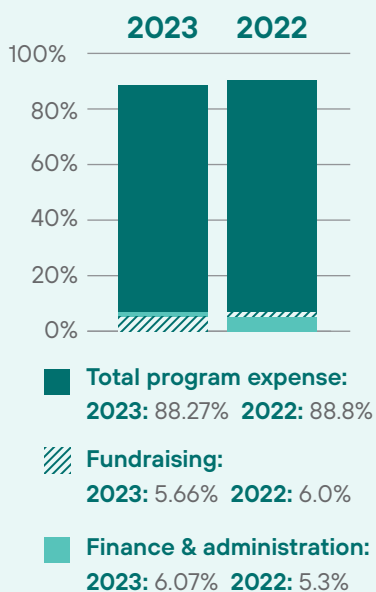
Bread for the World Institute

Revenue



PUBLIC SUPPORT	2023	2022
Contributions	4,764,904	4,665,294
Foundation grants	944,890	515,000
Prior years' revenue used in current year	1,985,011	923,754
Total public support	7,694,805	6,104,048
OTHER REVENUE	146,666	1,176,419
Total operating revenue	7,841,472	7,280,467
NON-OPERATING REVENUE: INVESTMENT INCOME	942,560	-830,623
Total revenue	8,784,031	6,449,844

Expenses



PROGRAM SERVICES	2023	2022
General education & research	3,580,957	3,241,190
Outreach & advocacy	1,089,532	1,179,736
Public policy	1,310,531	1,472,556
Total program expense	5,981,020	5,893,482
SUPPORT SERVICES		
Fundraising	383,756	395,461
Finance and administration	411,030	349,664
Total support expense	794,786	745,125
Total expense	6,775,806	6,638,607
Change in unrestricted net assets	942,561	-831,266
Change in temporarily restricted net assets	-919,345	-281,894
Net assets (beginning of year)	7,157,696	8,270,856
Net assets (end of year)	7,180,912	7,157,696