breadfortheworld
HAVE FAITH. END HUNGER.

Doing Our Part to End Hunger in NORTH CAROLINA

North Carolina is the 6th hungriest state in the country

Hunger and Poverty Snapshot

- One in 6 households struggles to put food on the table.[1]
- 2,957,058 people live in communities with poverty rates of 20 percent or more.[2]
- An individual must earn $14.42 per hour to provide food, housing, health-care, transportation, and other essential expenses for his or her family, yet, the state minimum wage is $7.75.[3]
- If the Affordable Care Act is repealed, 2,166,000 people in North Carolina would be uninsured,[4] compared to 1,140,000 people currently uninsured.[5]
- African-Americans, Native-Americans, and Latinos in North Carolina are 2 times more likely to face hunger and poverty than the general population.[6]

We Can End Hunger by 2030

The United States and the world have made substantial progress against hunger and poverty over the last several decades. Globally, extreme poverty rates have been more than halved since 1990, but because of increased inequality, too many Americans feel left behind. Ending hunger is within reach. It will be difficult – but not impossible. 2017 is a key year to put the United States on track to end hunger by 2030. With the right mix of policies, programs, and adequate resources, we can accelerate progress toward that goal.

In 2017, we need our elected officials to:

- **Create good jobs in low-income communities.** The best way to end hunger is to ensure that people can get good, family-sustaining jobs. Infrastructure or jobs related legislation must put vulnerable families and communities first.
- **Support low-income wage earners.** Tax reform legislation must strengthen and expand earned income tax credits and child tax credits to ensure that low-income workers and families are not taxed into poverty but can earn more, save more, and build assets for the future.
- **Strengthen families and individuals.** Investments in improving access to quality education, affordable housing, health care, and asset- and credit-building opportunities are investments in human potential. Efforts to change Medicaid or the Affordable Care Act must ensure that low-income and vulnerable families do not lose access to health care.
- **Support a strong safety net.** Programs like SNAP (formerly food stamps) and WIC must be available to temporarily help families dealing with a job loss or crisis. Congress must reject any proposals that jeopardize access to program benefits or make them nonresponsive to future increases or decreases in need.
- **Make it easier for everyone to work.** Formerly incarcerated individuals, undocumented immigrants, and women face unique barriers and challenges to work. Congress should support legislation that removes legal barriers, addresses employment discrimination, and supports equal pay and paid benefits.



1 in 6 households struggles to put food on the table.[1]



An individual must earn **$14.42** per hour in **North Carolina** to provide for their family, yet, the state minimum wage is **$7.75**.[3]

People of color in **North Carolina** are **2** times more likely to face hunger and poverty.[6]

The map below shows the levels of poverty by county. Counties with rates of 20 percent or more (shaded in red below) are considered areas of concentrated poverty. In those areas, hunger rates are higher, and problems, including poor housing conditions and fewer job opportunities, increase these rates.[7]

Poverty in North Carolina

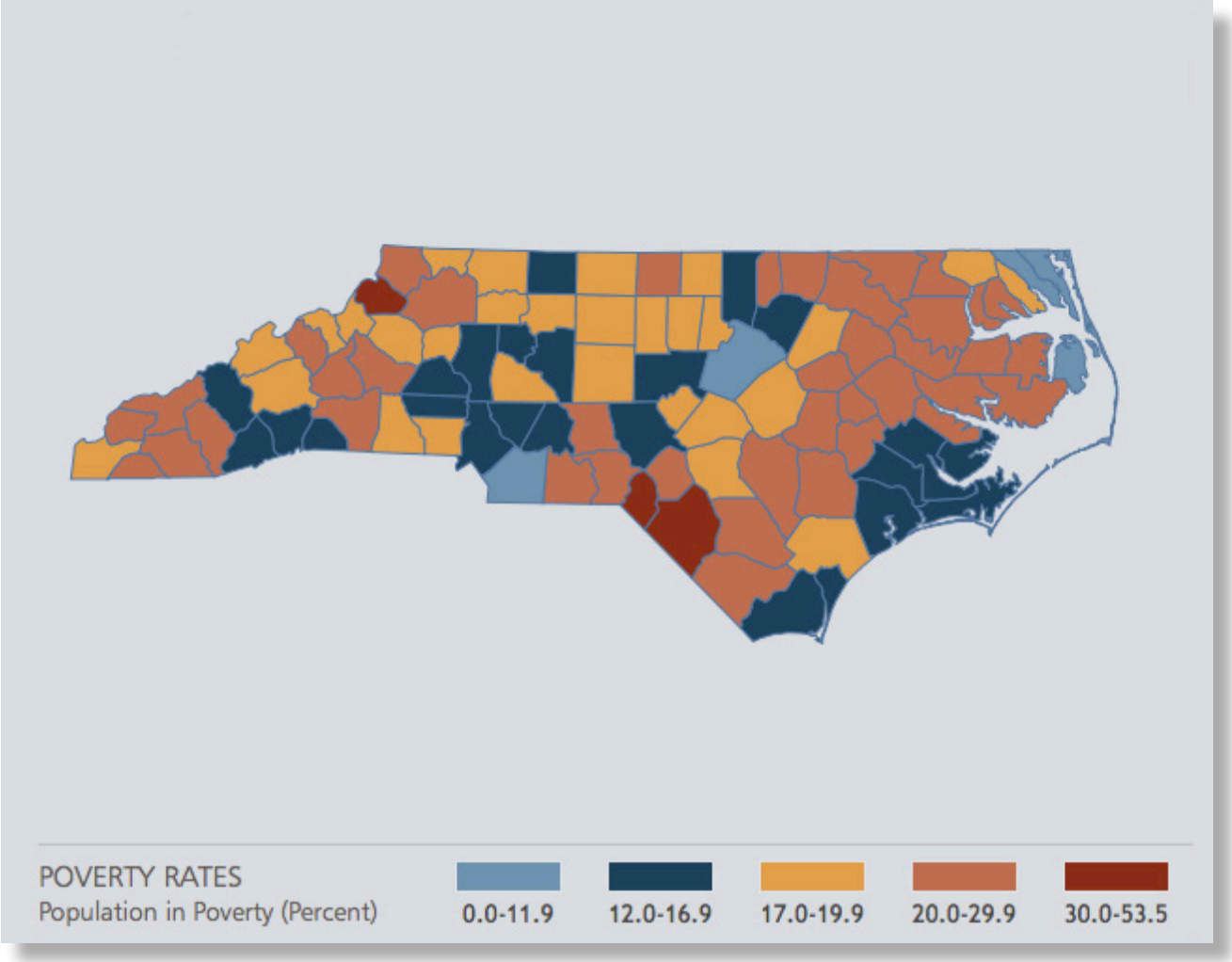

Endnotes

[1] USDA, ERS, Household Food Security in the United States in 2015.
[2] U.S. Census Bureau, 2008-2012 5-year American Community Survey data.
[3] Dr. Amy K. Glasmeier and MIT, Living Wage Calculator. Hourly living wage based on standard four-person household with two adults and two children. Living wages for single parent households are much higher.
[4] Data adapted from the Center on Budget and Policy Priorities "Impact of the Affordable Care Act Repeal", the Urban Institute's "Implications of Partial Repeal of the ACA through Reconciliation", and the U.S. Census Bureau.
[5] Center on Budget and Policy Priorities, Impact of Affordable Care Act Repeal, December 2016.
[6] Data was adapted from the Kaiser Foundation "Poverty Rate by Race/Ethnicity in 2015." Data for Alaska, California, Maine, Mississippi, Nebraska, New Hampshire, Tennessee, Vermont, and Washington were calculated using U.S. Census Tables S1701, C17010C, and B17001.
[7] The map was developed by the Housing Assistance Council, www.ruralhome.org, based on data from the U.S. Census Bureau, www.census.gov.